

# **Lancashire's Children and Young People's Plan 2014 – 17**

**Performance Monitoring Scorecard: Quarter Two**

**Produced: November 2014**



## Lancashire's CYPP 2014 – 17 - Performance Monitoring Scorecard

Outcome One	Previous	Current	Trend	Target	vs Eng	vs NW
<b>To feel safe</b>						
No and rate (per 10,000 population) of CYP on Child Protection Plans	1,011/	965/39.7	▼	↓	42.1 (Mar 14)	50.8 (Mar 14)
No of referrals received by children's social care due to Domestic Violence	245	329	▲	↓	-	-
No of domestic incidents Involving children	2,399	2,270	▼	↓	-	-
No and rate (per 10,000 population) of CYP who are Looked After	1,579 / 60	1,622 /66.6	▲	↓	60.0 (Mar 14)	81.0 (Mar 14)
No of CYP recorded as missing by the Police	671	600	▼	↓	-	-
Outcome Two	Previous	Current	Trend	Target	vs Eng	vs NW
<b>To do well</b>						
% pupils gaining level 4 or above in Reading, Writing and Maths at KS2	77% (2013)	80% (2014)	▲	↑	79% (2014)	79% (2014)
% of pupils achieving five or more GCSEs A*to C including Eng and maths	61.2% (2013)	56.1%* (2014)	▼	↑	52.6%* (2014)	55.1%* (2014)
% of educational establishments rated as good or outstanding by Ofsted	82% (Mar 14)	85.5% (Jun 14)	▲	↑	80.1% (Jun 14)	83.9% (Jun 14)
Rate (per 100,000) of first time entrants to Youth Justice system	470 (Jan 13/Dec 13)	444 (Apr 13/Mar 14)	▼	↓	-	-
% of CYP 0-19 living in poverty	17.8% (2011)	16.5% (2012)	▼	↓	18.6% (2012)	20.7% (2012)
% of care leavers in employment, education or training	82.8%	84.4%	▲	↑	-	-
% of care leavers in suitable accommodation.	44.8%	43.8%	▼	↑	-	-
Young people who are Looked After achieving five A*-C GCSEs or equivalent	12.9% (2013)	8.0%* (2014)	▼	↑	15.3% (2013)	15.7% (2013)

<b>Outcome Three</b>	<b>Previous</b>	<b>Current</b>	<b>Trend</b>	<b>Target</b>	<b>vs Eng</b>	<b>vs NW</b>
<b>To be happy</b>						
% of primary pupils getting on with other children at school	94.1% (11/12)	94.1% (12/13)	▶	↑	-	-
% of secondary pupils getting on with other children at school	94.4% (11/12)	93.6% (12/13)	▼	↑	-	-
% of primary pupils who enjoy taking part in after-school activities	86.8% (11/12)	86.6% (12/13)	▼	↑	-	-
% of secondary pupils who enjoy taking part in after-school activities	53.2% (11/12)	64.0% (12/13)	▲	↑	-	-
% of primary pupils who are being bullied whilst at school	8.6% (11/12)	11.5% (12/13)	▲	↓	-	-
% of secondary pupils who are being bullied whilst at school	8.2% (11/12)	7.6% (12/13)	▼	↓	-	-
% of primary pupils who are bullied on the way to or from school	4.2% (11/12)	4.1% (12/13)	▼	↓	-	-
% of secondary pupils who are bullied on the way to or from school	4.7% (11/12)	3.5% (12/13)	▼	↓	-	-
Rate of hospital admissions as a result of self-harm (per 100,000 population of 10-24 years)	-	476.3 (12/13)	-	↓	<b>346.3 (12/13)</b>	<b>432.9 (12/13)</b>
No CYP who are adopted	84 (12/13)	109 (13/14)	▲	↑	-	-
<b>Outcome Four</b>						
<b>To be healthy</b>						
% of parents smoking at time of delivering babies	16.6% (Q4 13)	15.8% (Q1 14)	▼	↓	<b>11.5% (Q1 14)</b>	<b>15.4% (NoE)</b>
Breastfeeding initiation rate	69.7% (Q4 13)	69.3% (Q1 14)	▼	↑	<b>74% (Q1 14)</b>	<b>64.5% (Q1 14)</b>
Vaccination rate in children under one year (5 in 1 jab)	94.1% (12/13)	93.3% (13/14)	▼	↑	<b>94.3% (13/14)</b>	<b>96% (13/14)</b>
Rate of conceptions in girls aged 15 to 17 per 1,000 (rolling average)	27.6 (June 13)	27.0 (Sept 13)	▼	↓	<b>24.8 (Sept 13)</b>	<b>28.2 (Sept 13)</b>
Chlamydia diagnoses rate in 15-24 year olds per 100,000	2,358 (Q1 14)	2,060 (Q1 14)	▼	↑	<b>1,901 (Q1 14)</b>	<b>2,132 (Q1 14)</b>

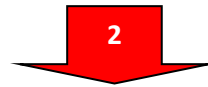
\* Provisional figure

# Performance Analysis

## Outcome One: To Feel Safe



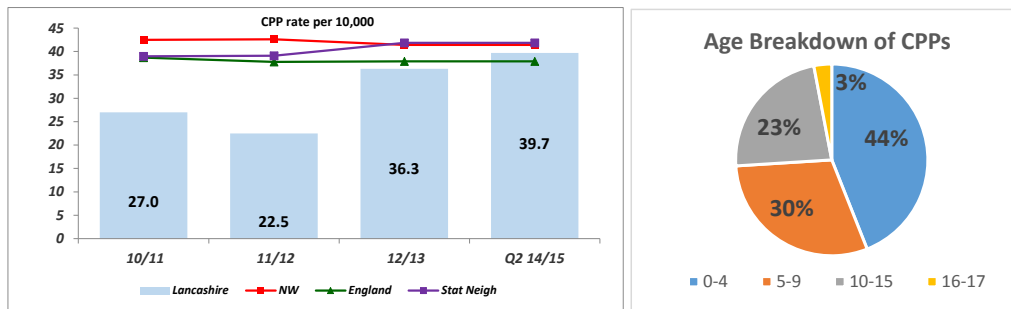
Improving indicators



Declining indicators

### Child protection Plans

The number of children with child protection plans (CPPs) **reduced** to 965 from 1,011 in quarter one. Despite this reduction the CPP rate currently stands at 39.7 (per 10,000) slightly above the national rate (42.1), but below the statistical neighbour and regional (50.8) rates in 2013/14.



74% of the cohort of children with a CP plan are aged 0 – 9 years, whilst the majority of CPPs in Lancashire are due to neglect (41%) and Emotional Abuse (35%). This is mirrored nationally.

The number of children reported missing to the police had **decreased**, with 71 less children reported missing in quarter two 2014/15, than the previous quarter, that’s a reduction of 10.6%. The proportion of missing children who were looked after however **increased** to 8.2%, an increase of 1.8% when compared to the previous quarter.

### Referrals relating to Domestic Violence

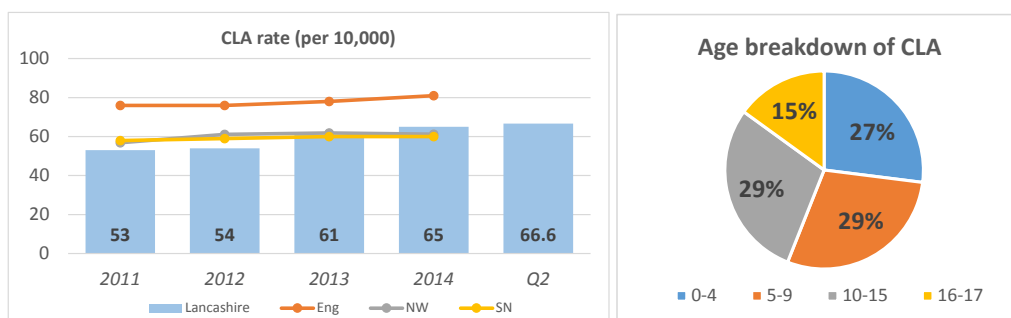
There was an increase of 84 referrals relating to DV in Q2 when compared with Q1. The numbers are spread across the County, with Chorley/South Ribble (47), Hyndburn/Ribble Valley (45) and Preston (43) recording the highest. 53% of the referrals relate to children aged 0 – 5.

Due to the recent change in definition of referrals, further analysis of trends are not yet available.

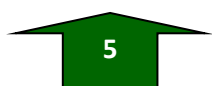
### Children Looked After

Analysis of data shows that the **number of children looked after** had increased again by 1.55% when compared to the previous quarter. Data shows the number of children in care **increased to 1,622** children, that’s 25 more children looked after when compared to the previous period. Lancashire's number of children looked after has levelled off over the last few months, after big increases over the last three years.

The **CLA rate** (66.6 per 10,000), remained **higher** than the 2013/14 national rate (60.0) and similar to the statistical neighbour (67.5) rate but significantly lower than the regional (81.0) rate. 58% of CLA are 0-9 years old.



## Outcome Two: To Do Well



Improving  
indicators



Declining  
Indicators

### KS2 & 4 Attainment

There is a strongly improving trend in pupil attainment at the end of Key Stage 2 in recent years with the proportion of pupils reaching level 4 or above in reading, writing and mathematics combined being consistently above the national average. In 2014 attainment rose by 3% compared with the previous year and was 1% above the national average.

Provisional data suggests approximately 7,120 pupils (56.1%) achieved five GCSEs grades A\*-C including English and Maths in 2014. Whilst this is a reduction from the previous year, Lancashire remains above the nation average of 52.6% of pupils (which also reduced in 2014).

Provisional figures suggest the proportion of CLA pupils achieving 5 GCSEs A\* to C including English and Maths **reduced** by 4.9% in 2013/14. Although the KS4 attainment has reduced, detailed individual pupil tracking reports suggest the majority of pupils made good academic, educational, social and emotional progress in relation to their baseline and circumstances, and are moving on to further education.

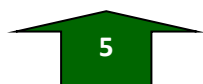
### Care Leavers

The definition for care leaver measures has changed in 2014/15, in that children who are not in contact with social workers or who have returned home to parents **should not** be included in the calculation. This change improves Lancashire's figures. Comparison against comparator groups or previous years is not yet possible.

- The proportion of Lancashire **care leavers in suitable accommodation increased** to 84.4% during quarter two 2014/15 (27 out of 32 care leavers). The average for the current year is 83.6%.  
Three care leavers were in custody in Q2 (in Burnley, Hyndburn/Rib Valley, and Chorley/South Ribble), whilst two were classed as being in temporary accommodation (in Hyndburn/Ribble Valley and Lancaster).
- The proportion of Lancashire **care leavers in employment, education or training** (43.8%) also **reduced** during quarter two 2014/15 (14 out of 32 care leavers). The average for the current year is 44.3%. Five of the care leavers were not in EET during quarter two due to illness/disability (3) and pregnancy/with child (2). A district breakdown of the care leavers NEET is provided below:

Burnley	3	Hyndburn/R Valley	3	Sth Ribble & Chorley	1	Rossendale	1
Fylde & Wyre	2	Pendle	2	West Lancashire	1		

## Outcome Four: To be Happy



Improving  
Indicators



Worsening  
Indicators

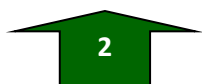
### Bullying and positive activities

The most recent survey suggests the proportion of Lancashire pupils getting on with other children had decreased and the proportion of primary pupils being bullied at school and taking part in after school activities had also decreased. There was an increase in the number of children being adopted during 2013/14 (up 23% from previous year).

### Self Harm

Rates of hospital admissions as a result of self-harm (per 100,000 population of 10-24 years) was higher than the national and regional rates.

### Outcome Three: To be Healthy



Improving indicators



Declining Indicators

#### Smoking during Pregnancy

The proportion of Lancashire mothers smoking at the time of delivery (15.8%) **decreased** further during quarter one 2014/15 when compared with previous quarter (16.6%). The latest figures suggest 479 mothers were smoking at the time of delivery. However, the latest rate had remained significantly worse than the national (11.5%) but similar to the regional (15.4%) rates during the same period.

#### Vaccinations of one year olds

There was a **reduction** in the vaccination rate of one year olds during 2013/14. Around 11,800 children (93.3%) were given the five in one jab. Although vaccination coverage in Lancashire remains below the World Health Organisation (WHO) target of 'at least 95 per cent', four CCGs recorded rates above the target (Chorley/S Ribble (97%), Lancs North, West Lancs, and Fylde & Wyre (96%)). Data quality issues were reported for East Lancashire leading to lower levels of reported coverage in 2013-14.

#### Breastfeeding

There was a slight **reduction** in the rate of breastfeeding initiation in the Lancashire CCG area for Q1. Out of 4,091 maternities – 68.7% (2,809) of babies were initiated breastfeeding in some form – a reduction from 69.5%. Lancashire remains below the national average of 74%. East Lancashire CCG recorded the highest rate with 71% - however this rate is slightly down on Q4 2013.

In respect of breastfeeding continuation at 6 – 8 weeks, data returns for three CCGS areas did not meet the required data checks, and 5 CCGs did not provide any data (according to the published data). This issue is mirrored nationally.

#### Sexual Health

The chlamydia diagnoses rate in 15-24 year olds per 100,000 in Lancashire, **reduced** from 2,358 to 2,060 in Q1 2014. The national target for each local authority is 2,300 per 100,000, with Lancaster (3,138) and Fylde (2,538) meeting the target.